

# Women in parliament

As at 1 January 2024



Inter-Parliamentary Union  
For democracy. For everyone.

## Proportion of women in parliament

# 26.9%

Globally, 26.9% of members of parliament are women (as at 1 January 2024)

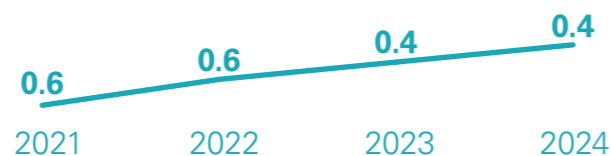


## Progress in 2023

Progress from 1 January 2023 to 1 January 2024

# ↑ +0.4 points

Progress in recent years  
(in percentage points, as at 1 January of each year)



## Women leaders of parliament

As at 1 January 2024, 64 parliamentary chambers are led by women



# 23.8%

of presiding officers of parliamentary chambers are women



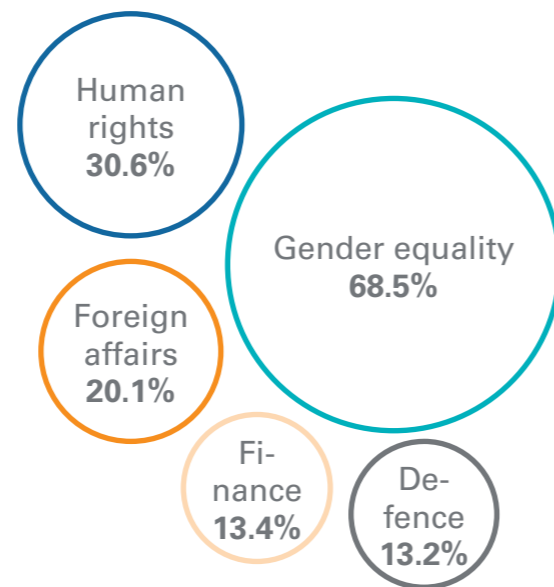
# +1.1 points

compared to 1 January 2023

# +2.9 points


compared to 1 January 2021

## Share of women Chairs of permanent parliamentary committees (%)



## Elections in 2023


66 chambers of parliament in 52 countries were renewed/had elections in 2023



32 chambers have **more** women members than before 2023 elections/renewals



15 chambers have the **same** proportion of women as before 2023 elections/renewals



19 chambers have **fewer** women members than before 2023 elections/renewals

## Champions in 2023

### Regionally:

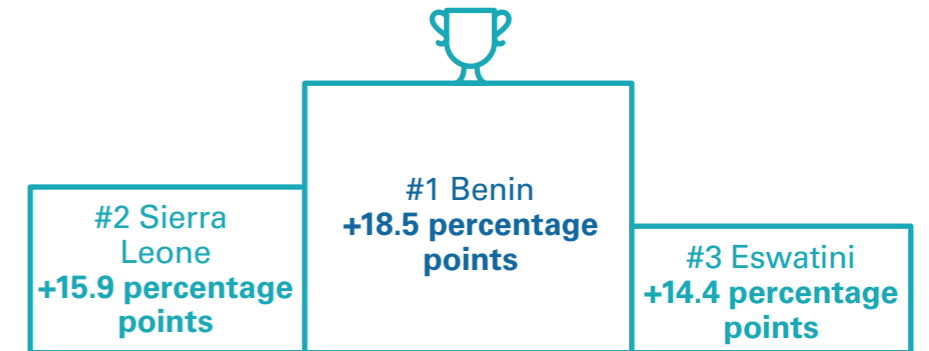
The Americas have the highest proportion of women elected to parliament in 2023: 42.5% (elections were held in 9 chambers in 6 countries)



Americas 42.5%

### Nationally:

African countries have made the most progress after elections held in 2023 in lower/single chambers:



## Quotas work

In chambers where **no quota** was applied in renewals held in 2023:

# 23.2%

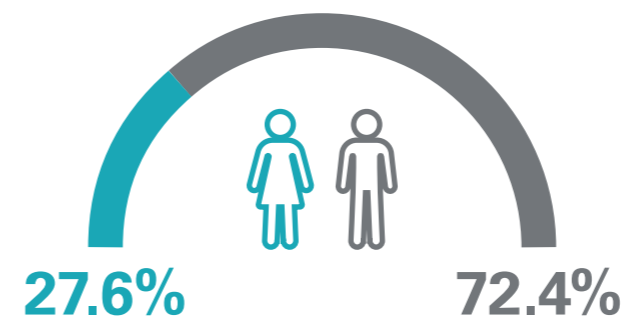
of those elected or appointed to parliament were women

In chambers where **some form of quota** was applied in renewals held in 2023:

# 28.8%

of those elected or appointed to parliament were women

## Women elected in 2023



Proportion of seats following parliamentary renewals in 2023

## Impact of electoral system on women's election in 2023



28.7% of those elected in **proportional representation or mixed electoral systems** were women

11.6% of those elected in **majoritarian or plurality electoral systems** were women