

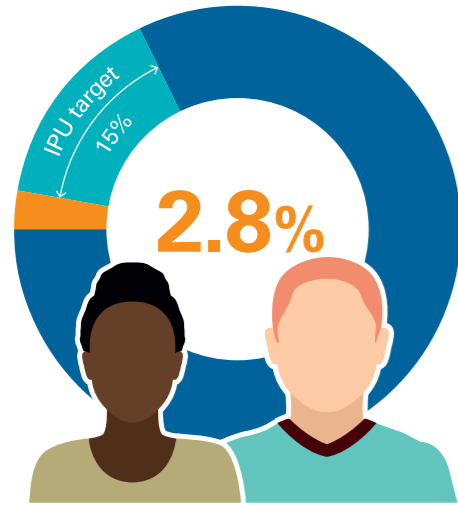


Inter-Parliamentary Union  
For democracy. For everyone.

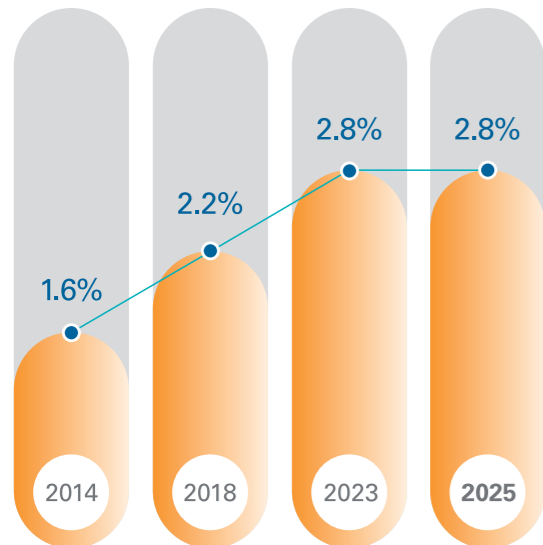
# Youth participation in national parliaments 2025

## Global percentage of men and women young members of parliament (MPs), by age category

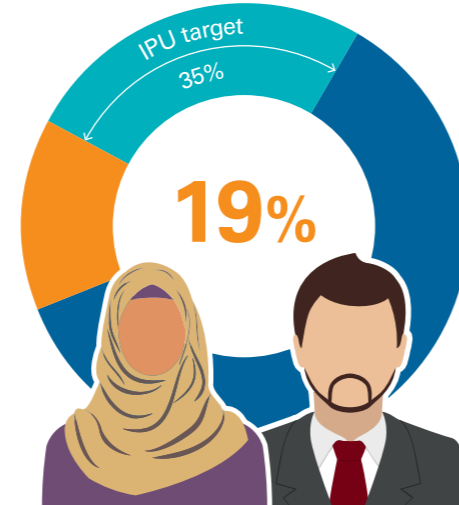
### 30 AND UNDER



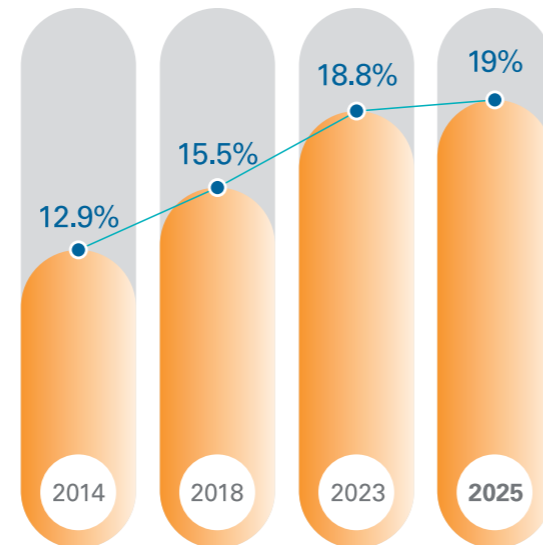
Same percentage as in 2023; increased by 75% from 1.6% in 2014.



### 40 AND UNDER



Slight increase of 0.2 percentage points from 2023; up by nearly 50% from 12.9% in 2014.

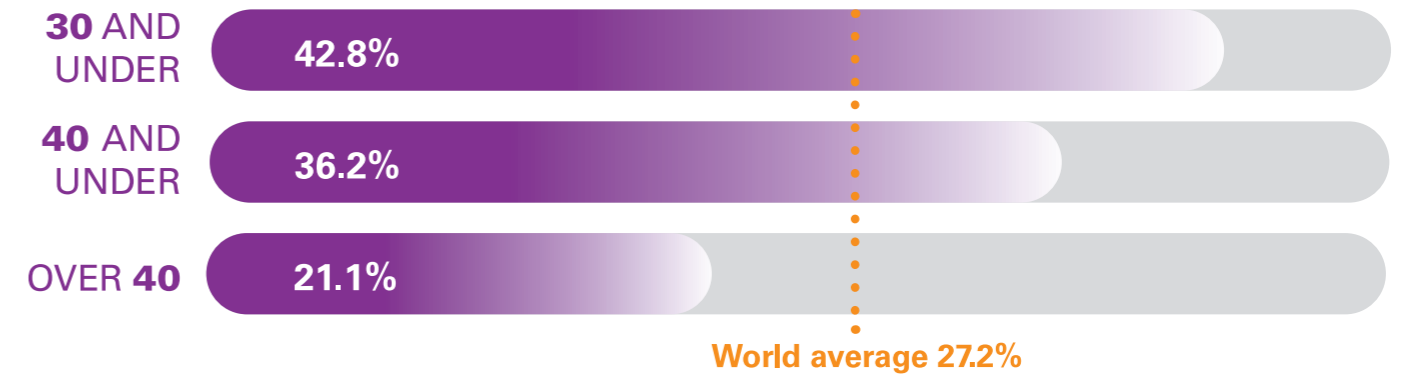


10 Speakers of parliament aged 40 and under



## The representation of women is greater among younger MPs...

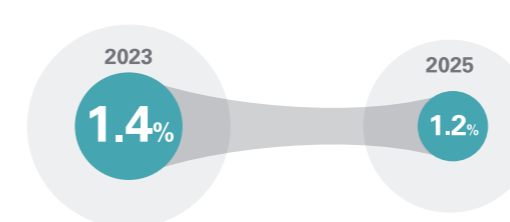
### Women MPs by age category



...but the proportion of young women in parliament as a whole has regressed.

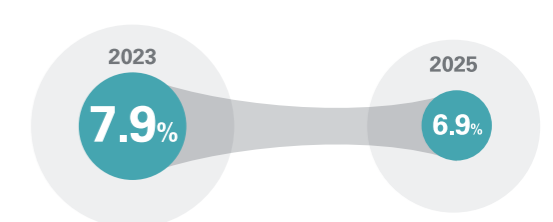
1.2%

30 AND UNDER



6.9%

40 AND UNDER



## Other facts and figures



69.7% Parliamentary chambers where a person can be too young to hold office even if they are old enough to vote

37.1% Parliamentary chambers with no MPs aged 30 and under

42%

Chambers of parliament with committees dedicated to youth affairs

16%

Chambers of parliament with youth caucuses or networks



16 Chambers of parliament with youth quotas