

# COMPARATIVE PERSPECTIVES ON MONEY IN POLITICS:

## FINDINGS OF THE 2018 INTERNATIONAL IDEA POLITICAL FINANCE DATABASE

---

**Yukihiko Hamada**

Senior Programme Officer

Political Participation and Representation

International IDEA



# INTERNATIONAL IDEA POLITICAL FINANCE DATABASE

- <https://www.idea.int/data-tools/data/political-finance-database>
- Leading global resource of comparative political finance data since its launch in 2003.
- In the 2018 update, the number of research questions increased to 74 questions for 180 countries.
- Over 60 researchers from different institutions around the world were provided with coding instructions and asked to answer each of the 74 questions.

# POLITICAL FINANCE REGULATORY COMPONENTS

- **Public funding**

- E.g. provisions for public funding, eligibility criteria, free/subsidised access to media, and gender-targeted public funding, etc

- **Private funding**

- E.g. regulations of foreign donations, corporate donations, anonymous donations, and donations from corporations with partial government ownership, etc

- **Regulations on spending**

- E.g. ban on vote buying, spending caps, third party spending limits, and media spending limits, etc

- **Reporting, oversight and sanctions**

- E.g. types and mandates of electoral management bodies, etc

# QUESTIONS FOR DISCUSSION

- Which aspects of existing regulations are most vulnerable to exploitation?
- What are the key incentive mechanisms to achieve a higher level of compliance with regulations?
- What aspects of political finance require further in-depth analysis?
- How can International IDEA and other international organisations advance and shape an understanding on political finance?

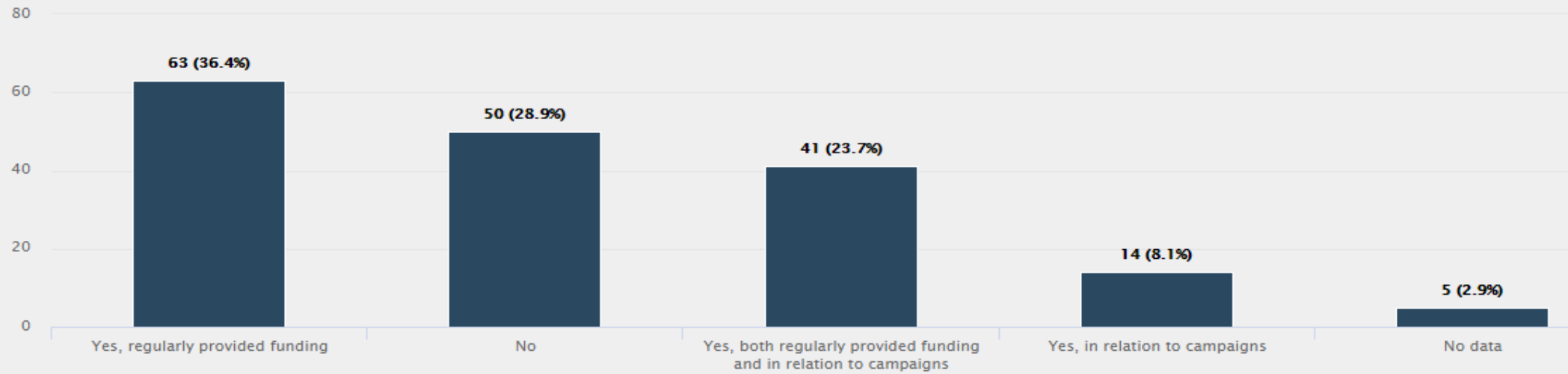
# PUBLIC FUNDING

---

# PROVISIONS FOR DIRECT PUBLIC FUNDING

## 30. Are there provisions for direct public funding to political parties?

Worldwide  
Political Finance Database – Public funding  
Data for 173 countries

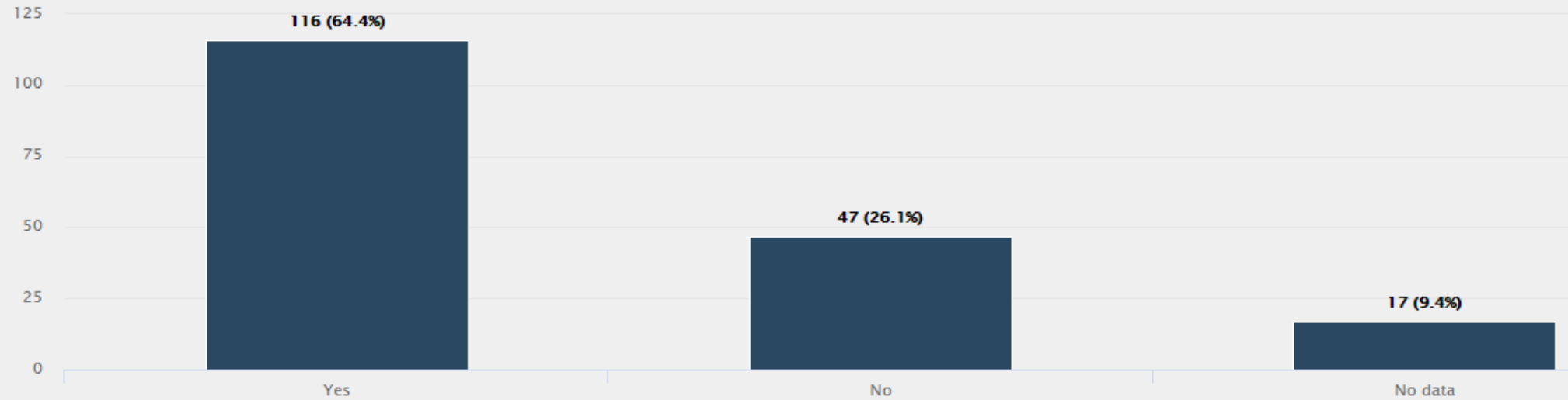


Continent	Yes, regularly provided funding	Yes, in relation to campaigns	Yes, both regularly provided funding and in relation to campaigns	No	No data	Countries researched
Africa	20 (42.6%)	2 (4.3%)	8 (17.0%)	14 (29.8%)	3 (6.4%)	47
Americas	5 (14.7%)	5 (14.7%)	12 (35.3%)	12 (35.3%)	0 (0.0%)	34
Asia	15 (42.9%)	5 (14.3%)	4 (11.4%)	10 (28.6%)	1 (2.9%)	35
Europe	21 (48.8%)	0 (0.0%)	17 (39.5%)	5 (11.6%)	0 (0.0%)	43
Oceania	2 (14.3%)	2 (14.3%)	0 (0.0%)	9 (64.3%)	1 (7.1%)	14
<b>Total</b>	<b>63</b>	<b>14</b>	<b>41</b>	<b>50</b>	<b>5</b>	<b>173</b>

# FREE OR SUBSIDIZED ACCESS TO MEDIA

34. Are there provisions for free or subsidized access to media for political parties?

Worldwide  
Political Finance Database – Public funding  
Data for 180 countries

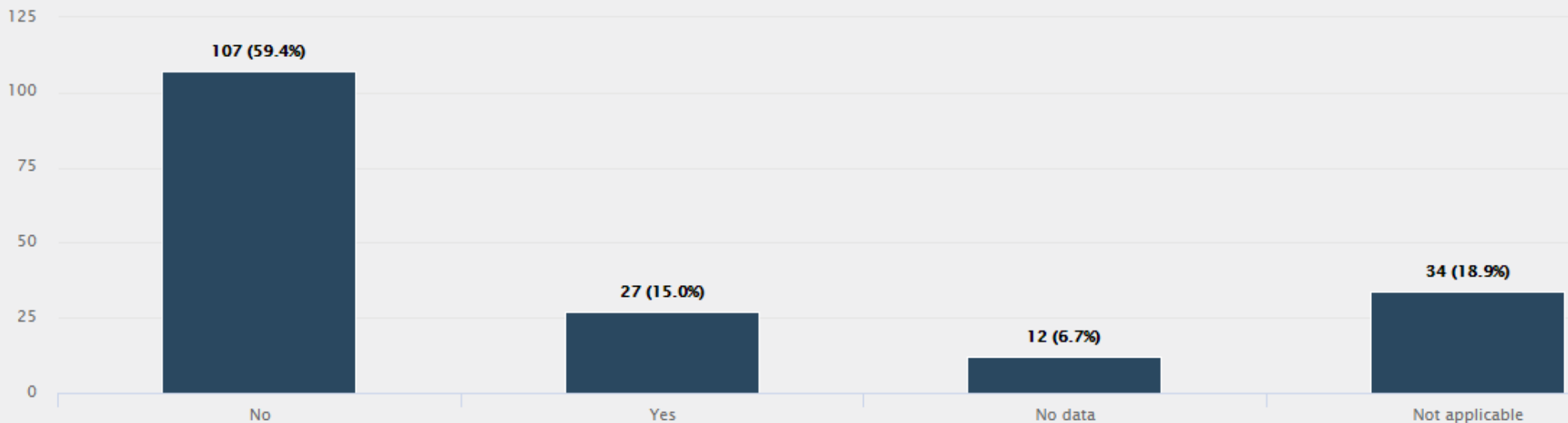


Continent	Yes	No	No data	Countries researched
Africa	39 (76.5%)	7 (13.7%)	5 (9.8%)	51
Americas	21 (61.8%)	8 (23.5%)	5 (14.7%)	34
Asia	24 (64.9%)	11 (29.7%)	2 (5.4%)	37
Europe	31 (70.5%)	9 (20.5%)	4 (9.1%)	44
Oceania	1 (7.1%)	12 (85.7%)	1 (7.1%)	14
<b>Total</b>	<b>116</b>	<b>47</b>	<b>17</b>	<b>180</b>

# GENDER-TARGETED DIRECT PUBLIC FUNDING

38. Is the provision of direct public funding to political parties related to gender equality among candidates?

Worldwide  
Political Finance Database – Public funding  
Data for 180 countries



Continent	Yes	No	No data	Not applicable	Countries researched
Africa	8 (15.7%)	32 (62.7%)	4 (7.8%)	7 (13.7%)	51
Americas	5 (14.7%)	23 (67.6%)	0 (0.0%)	6 (17.6%)	34
Asia	5 (13.5%)	21 (56.8%)	2 (5.4%)	9 (24.3%)	37
Europe	8 (18.2%)	28 (63.6%)	5 (11.4%)	3 (6.8%)	44
Oceania	1 (7.1%)	3 (21.4%)	1 (7.1%)	9 (64.3%)	14
<b>Total</b>	<b>27</b>	<b>107</b>	<b>12</b>	<b>34</b>	<b>180</b>



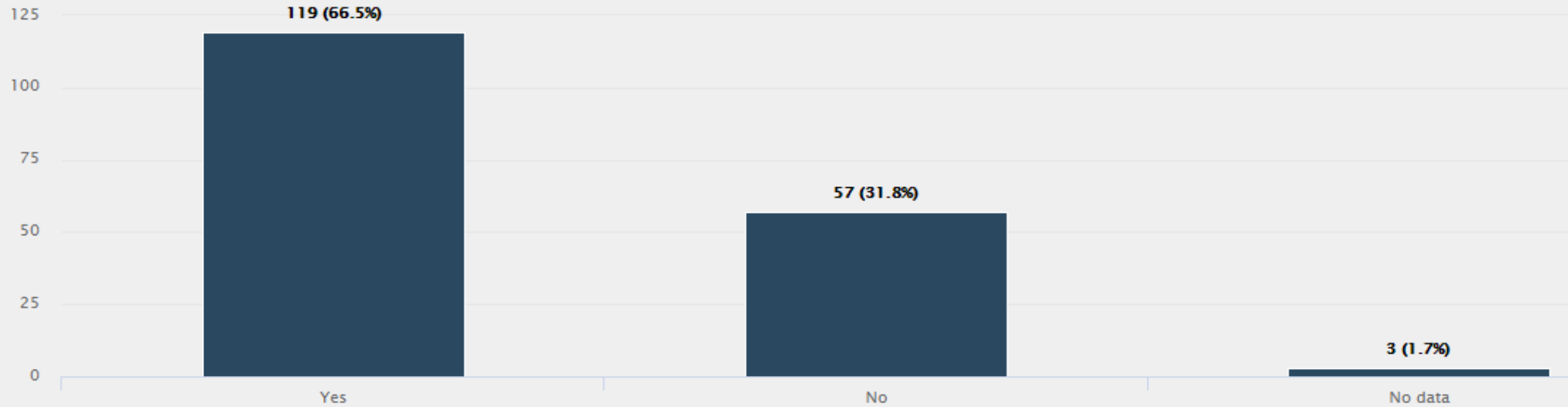
# PRIVATE FUNDING

---

# BANS ON FOREIGN DONATIONS

## 1. Is there a ban on donations from foreign interests to political parties?

Worldwide  
Political Finance Database – Bans and limits on private income  
Data for 179 countries

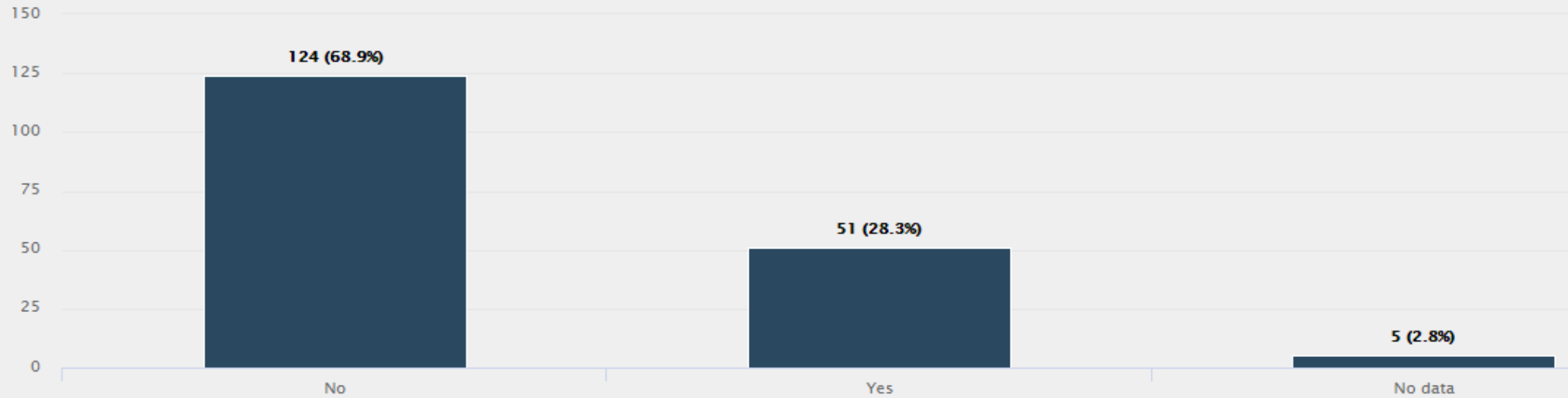


Continent	Yes	No	No data	Countries researched
Africa	31 (62.0%)	17 (34.0%)	2 (4.0%)	50
Americas	20 (58.8%)	14 (41.2%)	0 (0.0%)	34
Asia	34 (91.9%)	3 (8.1%)	0 (0.0%)	37
Europe	30 (68.2%)	14 (31.8%)	0 (0.0%)	44
Oceania	4 (28.6%)	9 (64.3%)	1 (7.1%)	14
<b>Total</b>	<b>119</b>	<b>57</b>	<b>3</b>	<b>179</b>

# BANS ON CORPORATE DONATIONS

## 3. Is there a ban on corporate donations to political parties?

Worldwide  
Political Finance Database – Bans and limits on private income  
Data for 180 countries

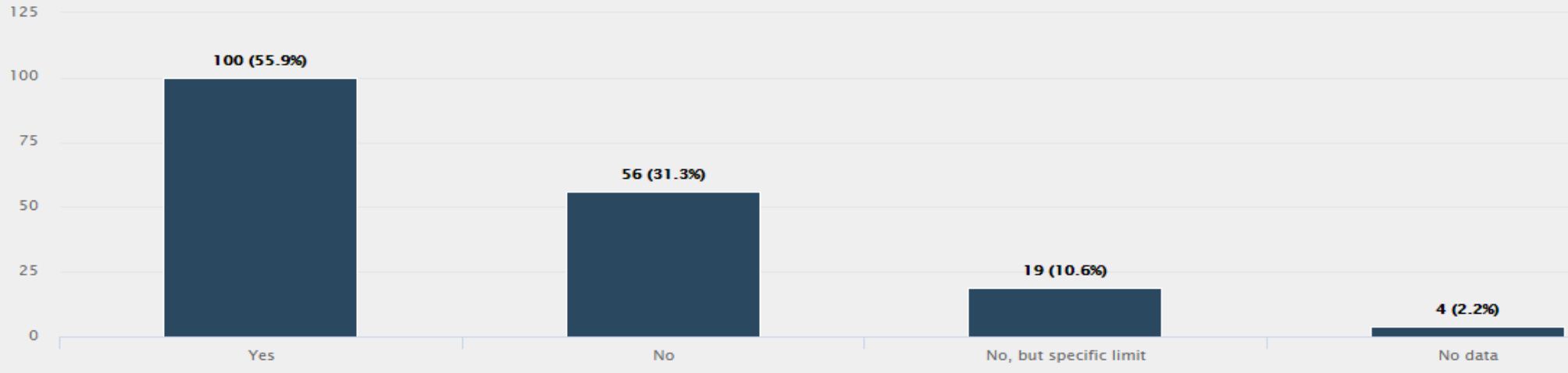


Continent	Yes	No	No data	Countries researched
Africa	12 (23.5%)	36 (70.6%)	3 (5.9%)	51
Americas	10 (29.4%)	23 (67.6%)	1 (2.9%)	34
Asia	9 (24.3%)	28 (75.7%)	0 (0.0%)	37
Europe	19 (43.2%)	25 (56.8%)	0 (0.0%)	44
Oceania	1 (7.1%)	12 (85.7%)	1 (7.1%)	14
<b>Total</b>	<b>51</b>	<b>124</b>	<b>5</b>	<b>180</b>

# BANS ON ANONYMOUS DONATIONS

## 7. Is there a ban on anonymous donations to political parties?

Worldwide  
Political Finance Database – Bans and limits on private income  
Data for 179 countries

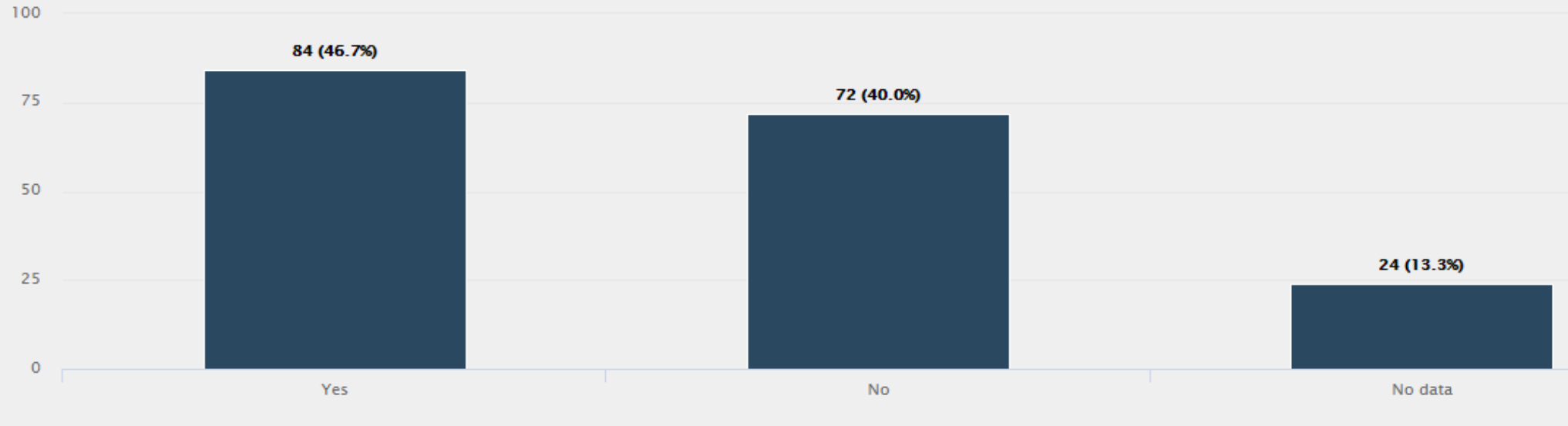


Continent	Yes	No, but specific limit	No	No data	Countries researched
Africa	24 (48.0%)	0 (0.0%)	23 (46.0%)	3 (6.0%)	50
Americas	17 (50.0%)	4 (11.8%)	13 (38.2%)	0 (0.0%)	34
Asia	25 (67.6%)	7 (18.9%)	5 (13.5%)	0 (0.0%)	37
Europe	32 (72.7%)	6 (13.6%)	6 (13.6%)	0 (0.0%)	44
Oceania	2 (14.3%)	2 (14.3%)	9 (64.3%)	1 (7.1%)	14
<b>Total</b>	<b>100</b>	<b>19</b>	<b>56</b>	<b>4</b>	<b>179</b>

# BANS ON DONATIONS FROM CORPORATIONS WITH PARTIAL GOVERNMENT OWNERSHIP

11. Is there a ban on donations from corporations with partial government ownership to political parties?

Worldwide  
Political Finance Database – Bans and limits on private income  
Data for 180 countries



Continent	Yes	No	No data	Countries researched
Africa	13 (25.5%)	24 (47.1%)	14 (27.5%)	51
Americas	16 (47.1%)	15 (44.1%)	3 (8.8%)	34
Asia	19 (51.4%)	13 (35.1%)	5 (13.5%)	37
Europe	34 (77.3%)	9 (20.5%)	1 (2.3%)	44
Oceania	2 (14.3%)	11 (78.6%)	1 (7.1%)	14
<b>Total</b>	<b>84</b>	<b>72</b>	<b>24</b>	<b>180</b>

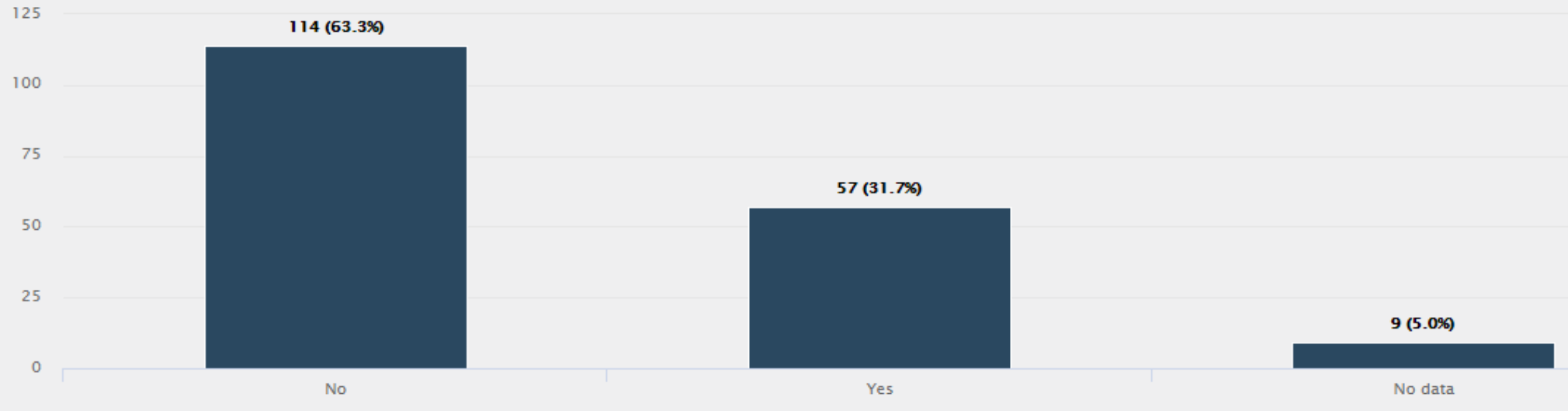
# REGULATIONS ON SPENDING

---

# SPENDING LIMITS: POLITICAL PARTIES

41. Are there limits on the amount a political party can spend?

Worldwide  
Political Finance Database – Regulations of spending  
Data for 180 countries

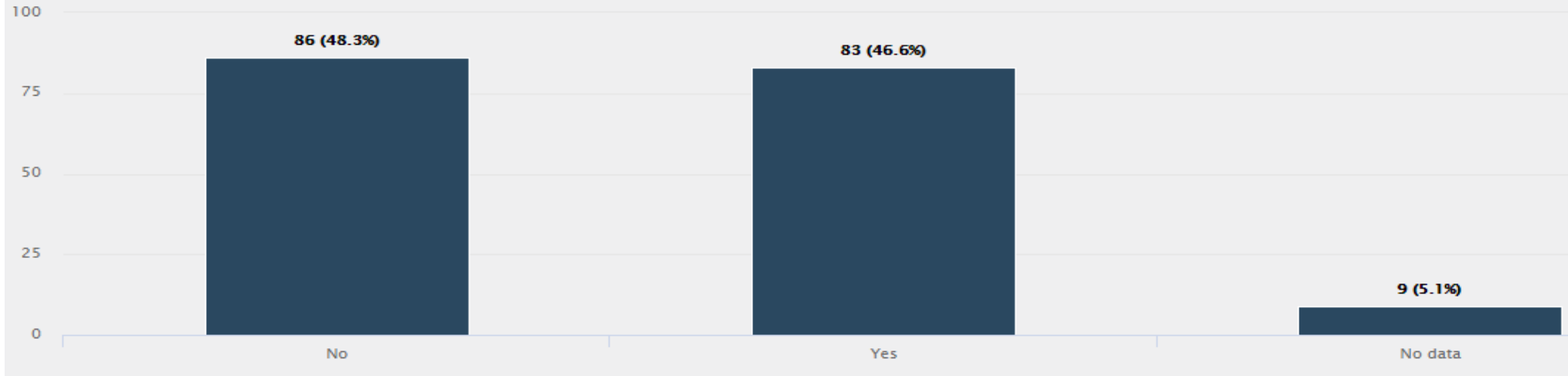


Continent	Yes	No	No data	Countries researched
Africa	10 (19.6%)	36 (70.6%)	5 (9.8%)	51
Americas	14 (41.2%)	20 (58.8%)	0 (0.0%)	34
Asia	13 (35.1%)	22 (59.5%)	2 (5.4%)	37
Europe	19 (43.2%)	24 (54.5%)	1 (2.3%)	44
Oceania	1 (7.1%)	12 (85.7%)	1 (7.1%)	14
<b>Total</b>	<b>57</b>	<b>114</b>	<b>9</b>	<b>180</b>

# SPENDING LIMITS: CANDIDATES

## 43. Are there limits on the amount a candidate can spend?

Worldwide  
Political Finance Database – Regulations of spending  
Data for 178 countries



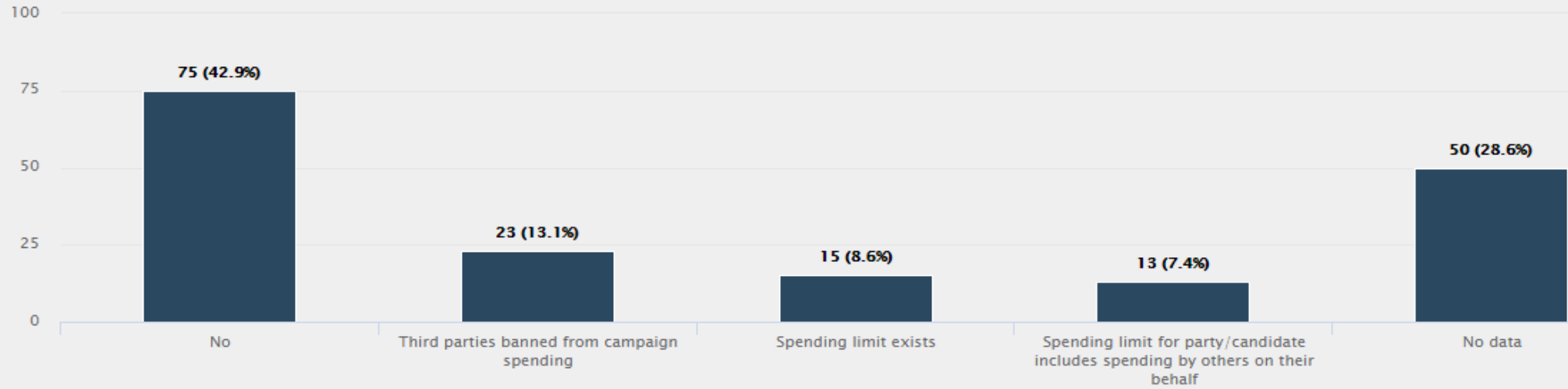
Continent	Yes	No	No data	Countries researched
Africa	16 (31.4%)	31 (60.8%)	4 (7.8%)	51
Americas	12 (37.5%)	19 (59.4%)	1 (3.1%)	32
Asia	23 (62.2%)	12 (32.4%)	2 (5.4%)	37
Europe	29 (65.9%)	15 (34.1%)	0 (0.0%)	44
Oceania	3 (21.4%)	9 (64.3%)	2 (14.3%)	14
<b>Total</b>	<b>83</b>	<b>86</b>	<b>9</b>	<b>178</b>



# SPENDING LIMITS: THIRD PARTIES

45. Are there limits on the amount that third parties can spend on election campaign activities?

Worldwide  
Political Finance Database – Regulations of spending  
Data for 175 countries



Continent	Thrd parties banned from campaign spending	Spending limit exists	Spending limit for party/candidate Includes spending by others on their behalf	No	No data	Countries researched
Africa	3 (5.9%)	2 (3.9%)	1 (2.0%)	19 (37.3%)	26 (51.0%)	51
Americas	3 (10.0%)	6 (20.0%)	1 (3.3%)	15 (50.0%)	5 (16.7%)	30
Asia	6 (16.2%)	2 (5.4%)	7 (18.9%)	15 (40.5%)	8 (21.6%)	37
Europe	10 (23.3%)	4 (9.3%)	3 (7.0%)	17 (39.5%)	9 (20.9%)	43
Oceania	1 (7.1%)	1 (7.1%)	1 (7.1%)	9 (64.3%)	2 (14.3%)	14
<b>Total</b>	<b>23</b>	<b>15</b>	<b>13</b>	<b>75</b>	<b>50</b>	<b>175</b>

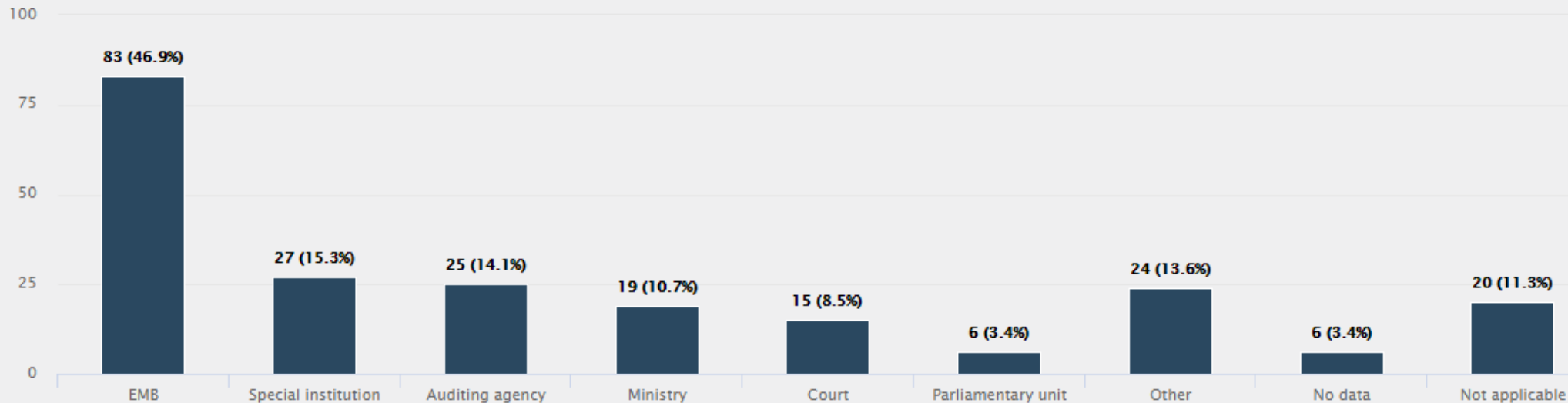
# REPORTING, OVERSIGHT AND SANCTIONS

---

# OVERSIGHT BODIES: REPORTING

62. What institution(s) receives financial reports from political parties and/or candidates?

Worldwide  
Political Finance Database – Reporting, oversight and sanctions  
Data for 177 countries

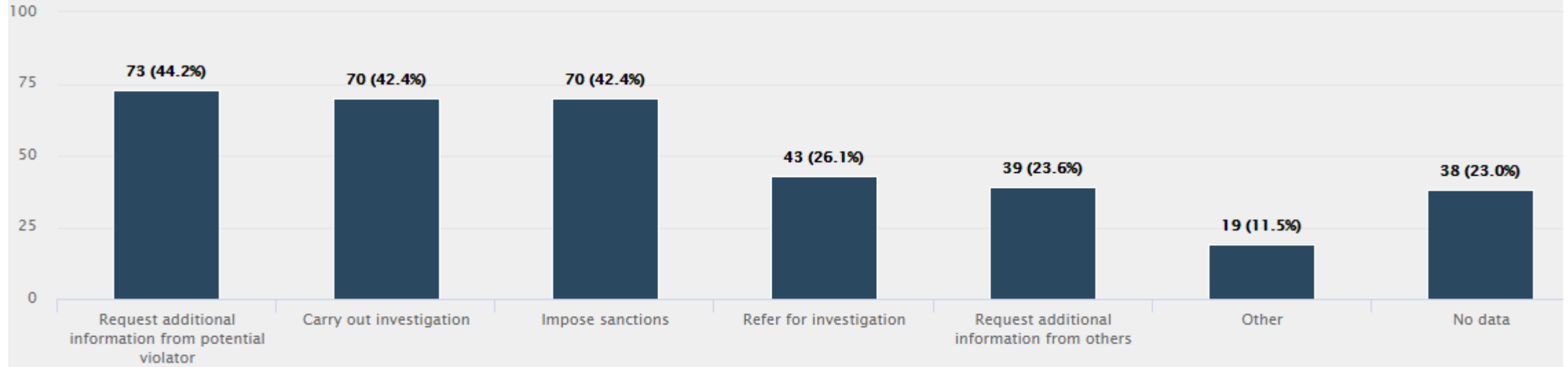


Continent	EMB	Ministry	Special Institution	Court	Auditing agency	Other	No data	Not applicable	Parliamentary unit	Countries researched
Africa	18 (36.7%)	8 (16.3%)	8 (16.3%)	10 (20.4%)	3 (6.1%)	1 (2.0%)	4 (8.2%)	4 (8.2%)	2 (4.1%)	49
Americas	20 (58.8%)	1 (2.9%)	4 (11.8%)	1 (2.9%)	0 (0.0%)	2 (5.9%)	0 (0.0%)	8 (23.5%)	0 (0.0%)	34
Asia	26 (70.3%)	7 (18.9%)	4 (10.8%)	2 (5.4%)	9 (24.3%)	7 (18.9%)	1 (2.7%)	1 (2.7%)	1 (2.7%)	37
Europe	14 (32.6%)	3 (7.0%)	9 (20.9%)	2 (4.7%)	12 (27.9%)	13 (30.2%)	0 (0.0%)	1 (2.3%)	3 (7.0%)	43
Oceania	5 (35.7%)	0 (0.0%)	2 (14.3%)	0 (0.0%)	1 (7.1%)	1 (7.1%)	1 (7.1%)	6 (42.9%)	0 (0.0%)	14
<b>Total</b>	<b>83</b>	<b>19</b>	<b>27</b>	<b>15</b>	<b>25</b>	<b>24</b>	<b>6</b>	<b>20</b>	<b>6</b>	<b>177</b>

# OVERSIGHT BODIES: OTHER MANDATES

64. If a particular institution(s) is responsible for examining financial reports and/or investigating breaches of political finance regulations, what powers is it/they granted?

Worldwide  
Political Finance Database – Reporting, oversight and sanctions  
Data for 165 countries



Continent	Refer for Investigation	Carry out Investigation	Request additional Information from potential violator	Request additional Information from others	Impose sanctions	Other	No data	Countries researched
Africa	6 (12.2%)	10 (20.4%)	8 (16.3%)	2 (4.1%)	14 (28.6%)	7 (14.3%)	22 (44.9%)	49
Americas	8 (28.6%)	14 (50.0%)	12 (42.9%)	6 (21.4%)	14 (50.0%)	2 (7.1%)	6 (21.4%)	28
Asia	9 (28.1%)	17 (53.1%)	14 (43.8%)	7 (21.9%)	16 (50.0%)	3 (9.4%)	4 (12.5%)	32
Europe	17 (39.5%)	23 (53.5%)	35 (81.4%)	21 (48.8%)	23 (53.5%)	4 (9.3%)	3 (7.0%)	43
Oceania	3 (23.1%)	6 (46.2%)	4 (30.8%)	3 (23.1%)	3 (23.1%)	3 (23.1%)	3 (23.1%)	13
<b>Total</b>	<b>43</b>	<b>70</b>	<b>73</b>	<b>39</b>	<b>70</b>	<b>19</b>	<b>38</b>	<b>165</b>

**THANK YOU FOR YOUR ATTENTION**



**Any questions?**

Please contact me at [Y.Hamada@idea.int](mailto:Y.Hamada@idea.int)

Political Finance Database can be accessed via

<https://www.idea.int/data-tools/data/political-finance-database>

For further information on International IDEA's work in the area of money in politics;

<https://www.idea.int/our-work/what-we-do/money-politics>